


G.P.S.

Life Skills

and Hiv/Aids education



Activity

Book

DIFD Department for International Development



DEPARTMENT OF HEALTH



DEPARTMENT OF EDUCATION

132

LIFE SKILLS AND HIV/AIDS EDUCATION:

PRIMARY SCHOOL PROGRAMME

GRADE SEVEN

LEARNER'S ACTIVITY BOOK

DEVELOPED BY:

A M Educational Consultants:

Dr Andri van der Merwe, Dr Darleen Edwards, Dr Nelia Louw, Mrs Gerda Odendaal,
Mr Thomas Kekana, Mrs Mina Kekana, Mrs Catherine Tsonga, Mrs Amelia Rousseau,
Mrs Gerda Wilson, Mrs Erika van Zyl, Cotlands, Covenant Players, Mentor Foundation,
International Centre for Alcohol Policies (ICAP)

COMMISSIONED BY:

The HIV/AIDS and STD Directorate, Department of Health,
as part of the Primary School Pilot Project
in Northern Province and Free State (1999)

Copyright © Department of Health, South Africa

**LIFE SKILLS AND HIV/AIDS EDUCATION:
PRIMARY SCHOOL PROGRAMME
GRADE SEVEN
LEARNER'S ACTIVITY BOOK**

Published by the HIV/AIDS and STD Directorate, Department of Health,
Private Bag X828, Pretoria, 0001
South Africa

Copyright © Department of Health, South Africa

This publication is intended to support HIV/AIDS education activities and may be copied and distributed as required. Distribution for remuneration is not permitted. Permission from the copyright holder is required for any changes to the format or content of this publication.

ACKNOWLEDGEMENTS

The National Department of Health and especially Dr Kenau Swart
The National Department of Education
Department for International Development, United Kingdom
Primary School Pilot Project Steering Committee
Northern Province and Free State:
Departments of Education and Health,
Master Trainers and Teachers

Translations: Department of Arts, Culture, Science and Technology

Printed by:
Government Printers
Private Bag X85, Pretoria, 0001
South Africa

Unit
1-1

My
Skills and
talents



PREDICTIONS AHEAD...

⚡ TECHNOLOGY ⚡

- 1.
- 2.

HOBBIES

- 1.
- 2.

Jobs/
Career

- 1.
- 2.

Holidays...

- 1.
- 2.

Clothes - men/
women

- 1.
- 2.



FAMILY LIFE ...


- 1.
- 2.




Unit 2

How do I solve a ← PROBLEM? →

Write a report on how you solved a problem between you and your friend. The four headings provided should help to organise your thoughts on the matter.

 **The problem:**

 **No.1 Possible solutions:**


 **No.2**

 **No.3**

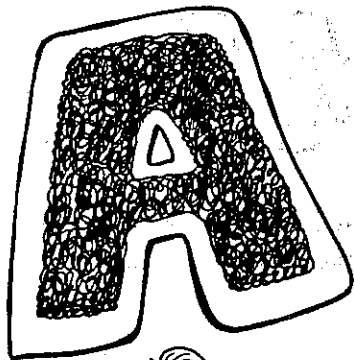
 **No.4**

 **No.5**

 **No.1**  **Consequences:**

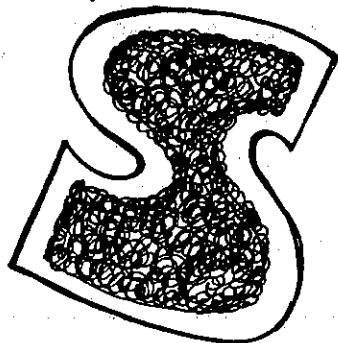
 **No.3! Best solution:**

Evaluate:




Ask questions

- Is it against the law, rules or the teachings of my religion?
- Is it harmful to me and others
- Would it disappoint my family or other important adults?
- Is it wrong to do? Will I be sorry afterwards?
- Would I be hurt or upset if someone did this to me?



Say "No"



Knowing positive options




Sexuality: Differences and similarities in men and women



Similarities:


Differences:

**My definition of
SEXUALITY is...**



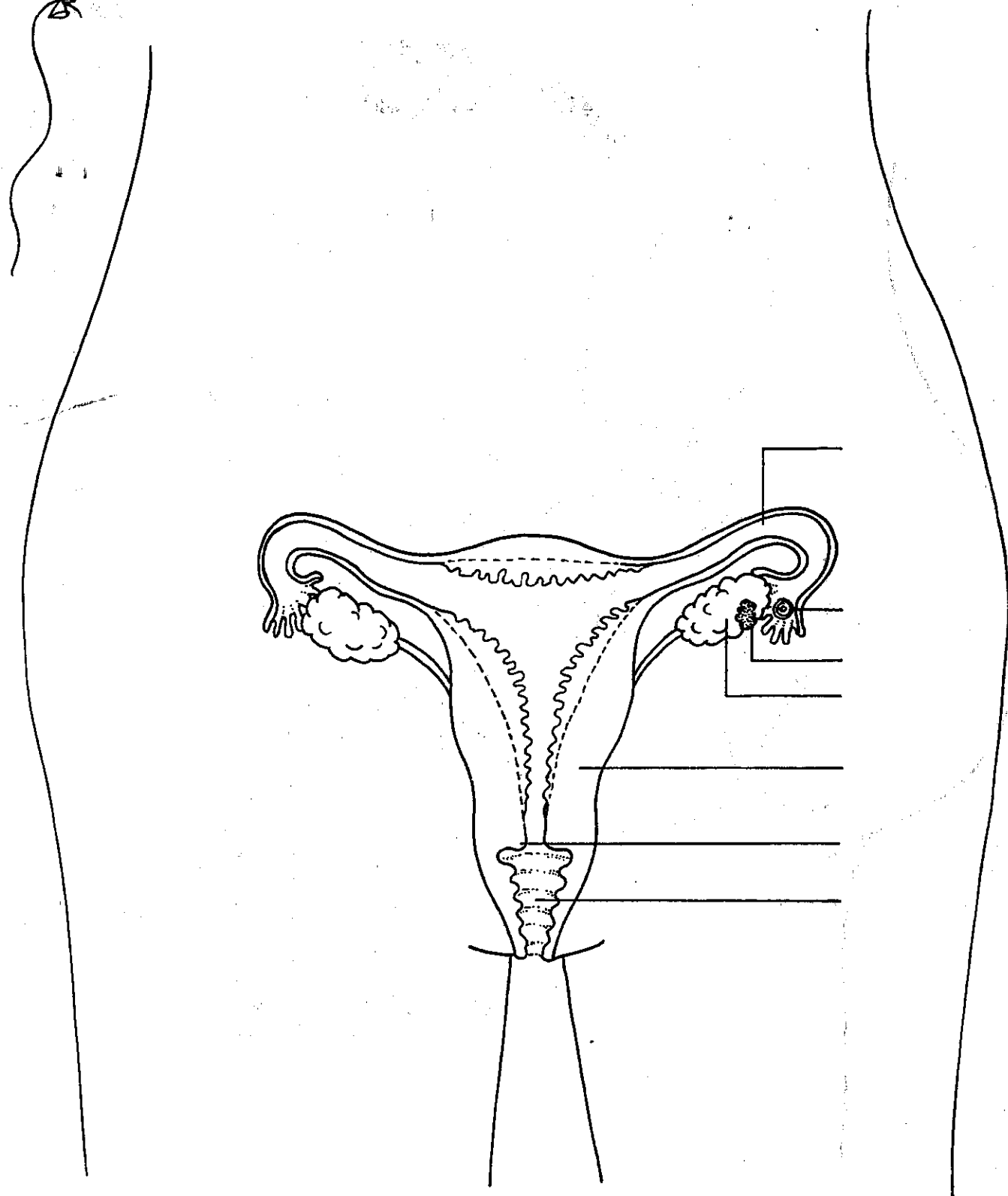
My poem of Me as a Whole Person:

Myself:



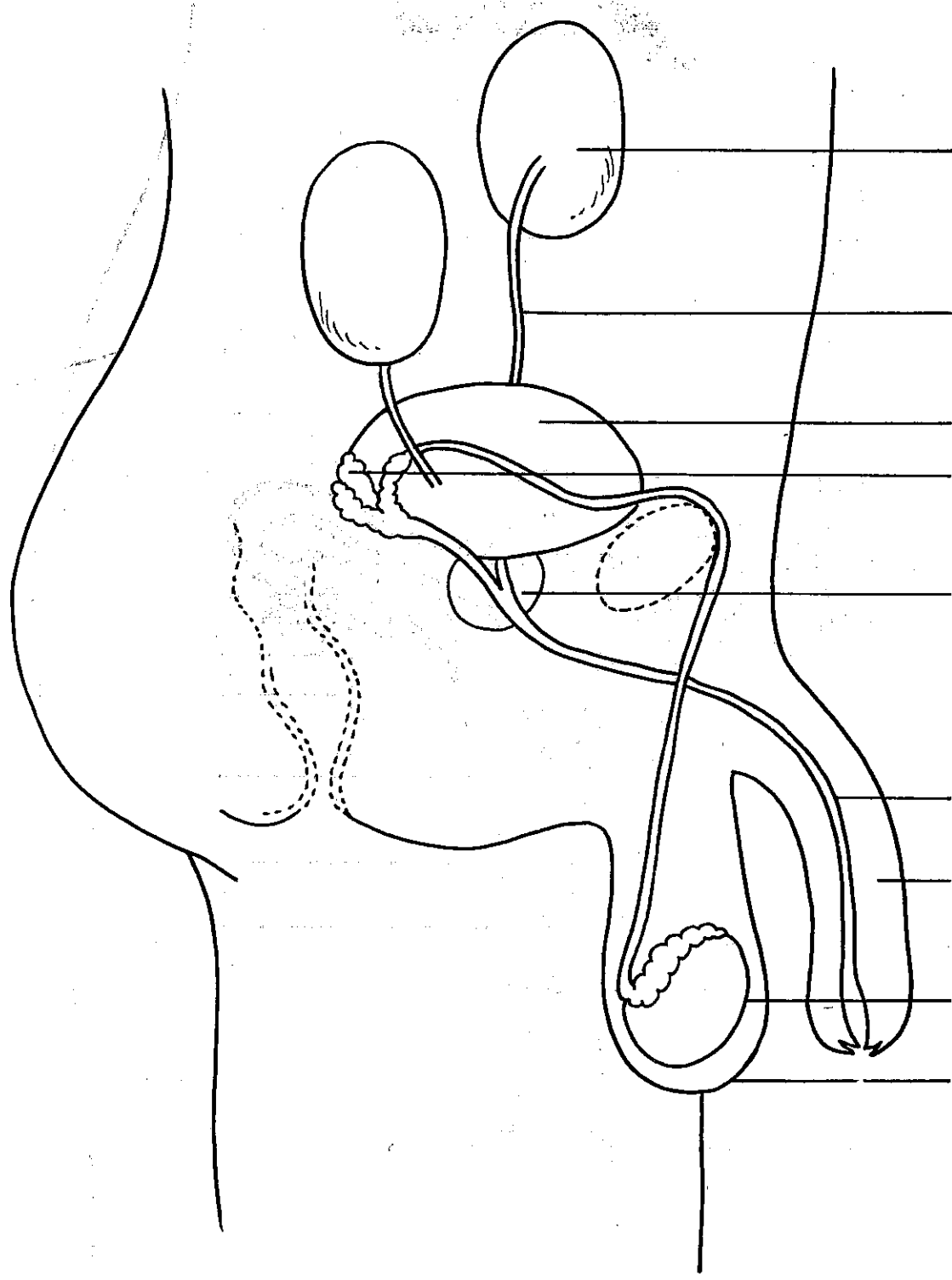
Unit
6.1

Female Reproductive Organs - Front View



Male Reproductive Organs - Side View

Unit
6:1



No!




My reasons for abstinence are:

1. _____
2. _____
3. _____
4. _____
5. _____

I want my dreams to come true...

True Love Waits



And so do I!



Signed by:

On this day:

At:



Be responsible!!!!!!!!!!!!!!

Signed by:

On this day:

At:



Myths and facts about rape

Respond to each statement by putting a X under 'TRUE', 'False' or 'Don't know'

	True	False	Don't... know
1. Rape is sex forced on a person who does not want it.			
2. Rape is committed in South Africa.			
3. A husband can rape his wife.			
4. Half of all rapes occur between people who have met before.			
5. The majority of rape victims are women between 15 and 19 years of age.			
6. Most men who rape are between 15 and 24 years of age.			
7. Most rapes occur between people of the same race and class.			
8. Most rapes occur in urban areas.			
9. Over half of all rapes are never reported to the police.			
10. Rape takes place during daytime hours and often in the person's own home.			
11. Studies show that rapists plan ahead and choose women who seem likely 'victims'.			
12. Rapists say that they have poor social relationships with women.			
13. Sexual gratification is not the motivating factor in rape.			
14. Rape is an expression of anger, power, and control.			
15. All people who have been raped report rape as a violent and dangerous attack upon them that deeply affects their lives.			

(PPASA 1997)

2


differences in illnesses that we talked about in class.

Explain the nature of these differences.

Unit
10

A WAR STORY:

Unit 10



5

Steps to solving problems

1. What is the problem.
2. Name many options for solutions.
3. Consider the consequences of each option.
4. Choose the best solution.
5. Do it!



This must be in my

BROCHURE

Unit 14

Remember to write a suitable heading/catching heading for the brochure!!


1.

2.

3.

4.

LETTER TO THE EDITOR




You are going to write a "Letter to the Editor" about AIDS.

Most letters to newspapers follow these guidelines:

- They are short - 1 to 3 paragraphs.
- They focus on a very specific topic.
- They share something the writer knows or things about the topic.
- The writer feels strongly about the topic.



1. Think about what you know or think about AIDS. What is something about AIDS that you have strong feelings about?



2. If you were going to tell someone else about this, what are 2 or 3 really important things you would want to say?



3. Write your letter. Focus on the things you listed in Question 2. You can also explain *why* you feel strongly about this topic. Remember to keep your letter short.

Making it Happen



To plan your service-learning project, complete this worksheet.

1. The need we chose: _____

2. A brief description of our project: _____

3. Our project goals: _____

4. My committee: _____


Jobs to be done	Who will do them	Deadline

PLANNING THE PROJECT

- Determine the tasks to be done and the supplies required.
- Group the tasks and assign responsibilities.
- Identify people or groups in the school or community who can be of help.
- Develop a time line.
- Discuss possible problems or obstacles.



Draw a picture or paste a photo of a friend here:



1. How could you lose a friend?

.....
.....

2. How would your life change if you lost a particular friend?

.....
.....

3. If you knew you were going to lose a friend, how would you prepare yourself for the loss?

.....
.....

4. What would you do if you were to lose a particular friend?

.....
.....

5. How would you feel if you were to lose a particular friend?

.....
.....

6. What could you do to deal with the loss?

.....
.....

7. Do you think that some good things could result from such a loss?

.....
.....

8. What could you do to help someone who has lost a friend?

.....
.....